



KUYASILVER

CSE: KUYA | OTCQB: KUYAF | FRA: 6MR1

Mining silver, delivering growth

**CORPORATE PRESENTATION
SECOND QUARTER 2025**

Important Notices

This presentation does not constitute an offer to sell or a solicitation of an offer to buy any securities of Kuya Silver Corporation (the "Company"). It does not purport to contain all the information that a prospective investor may require, and it is not intended to provide any legal, tax, or investment advice.

Cautionary Statement on Forward-Looking Information

All statements, other than statements of historical fact, contained or incorporated by reference in this presentation, constitute "forward-looking information" or "forward-looking statements" within the meaning of certain securities laws, and are based on expectations, estimates, and projections as of the date of this presentation. Forward-looking information contained in this presentation includes but is not limited to statements with respect to (a) the Company's ability to obtain funding on favourable terms or at all; (b) anticipated exploration activities and the results of those activities; (c) identification and definition of mineral deposits; (d) the Company's plans in respect of development and operations; (e) schedules and budgets for the Company's development projects; (f) anticipated capital requirements and capital expenditures; (g) estimates and the realization of such estimates; (h) potential mining and processing scenarios; (i) anticipated operating costs, revenues, and cash flow; (j) the timing and amount of estimated future production; and (k) the future price of silver. The words "aim," "anticipate," "assumption," "believe," "budget," "continue," "could," "develop," "enhancement," "estimate," "expand," "expect," "explore," "extend," "goal," "focus," "forecast," "forward," "future," "growth," "guidance," "indicate," "initiative," "intend," "investigate," "may," "must," "objective," "opportunity," "optimize," "option," "outcome," "outlook," "plan," "possible," "potential," "priority," "progress," "project," "prospective," "pursue," "roadmap," "schedule," "seek," "should," "study," "target," "vision," "will," or "would," and variations of those words, and similar words, phrases, or statements indicating that certain actions, events, or results may, could, should, or will be achieved, received, or taken, or will occur, identify forward-looking information.

Forward-looking statements are necessarily based upon various estimates and assumptions that, while considered reasonable by the Company as of the date of such statements, are inherently subject to significant business, economic, and competitive uncertainties and contingencies. The estimates, models, and assumptions of the Company referenced, contained, or incorporated by reference in this presentation, which may prove to be incorrect, include but are not limited to (1) there being no significant disruptions affecting the operations of the Company, whether due to extreme weather events or other natural disasters, labour disruptions, supply disruptions, power disruptions, protests, blockades, damage to equipment, or otherwise; (2) permitting, development, and operations at or in respect of the Company's development projects being consistent with the Company's current expectations, including without limitation the maintenance or modification of existing permits, licenses, consents, authorizations, and approvals (collectively, "Permits") and the timely receipt of all Permits necessary for the development of and commencement of production at the Bethania Silver Project (the "Bethania Project"), and the successful completion of exploration consistent with the Company's expectations at the Company's projects; (3) political and legal developments in any jurisdiction in which the Company operates being consistent with its current expectations, including without limitation the impact of any political developments in the Republic of Peru, and penalties imposed, or actions taken, by any government, including but not limited to amendments or other changes to laws,

regulations, rules, and policies relating to mining, environmental protection, water use, labour and employment, safety, customs, and taxation; (4) the completion of studies on the timelines currently expected, and the results of those studies being consistent with the Company's current expectations; (5) the exchange rate between the Canadian dollar and the Peruvian nuevo sol being approximately consistent with current levels; (6) certain price assumptions for silver; (7) prices for diesel, electricity, and other key supplies being approximately consistent with the Company's expectations; (8) the accuracy of the current Mineral Resource estimate of the Company for the Bethania Project; (9) access to capital markets consistent with the Company's expectations, and sufficient to fund the activities of the Company contemplated by this presentation; (10) potential direct or indirect operational impacts resulting from infectious diseases or pandemics such as the ongoing COVID-19 pandemic; and (11) the effectiveness of preventative actions and contingency plans put in place by the Company to respond to the COVID-19 pandemic.

Known and unknown factors could cause actual results to differ materially from those projected in the forward-looking statements. Such factors include, but are not limited to (a) the inaccuracy of any of the foregoing assumptions; (b) the Company's ability to obtain financing; (c) the speculative nature of mineral exploration and development, including but not limited to the risks associated with obtaining and renewing necessary Permits; (d) political or economic developments in Canada, Peru, or other countries in which the Company does business or may do business; (e) the security of personnel and assets; (f) operating or technical difficulties in connection with mining or development activities; (g) changes in legislation, taxation, controls, policies, and regulations; (h) litigation or other claims against, or any regulatory investigations, enforcement actions, administrative orders, or sanctions in respect of, the Company, its directors, officers, or employees, including but not limited to securities class action litigation, environmental litigation, or regulatory proceedings, or any investigations, enforcement actions, or sanctions under any applicable anti-corruption laws; (i) fluctuations in the currency markets, or in the spot or forward price of silver or certain other commodities (such as fuel and electricity); (j) employee relations; (k) contests over title to properties, particularly undeveloped properties; and (l) business opportunities that may be presented to, or pursued by, the Company.

These uncertainties and contingencies may cause the Company's actual results to differ materially from those expressed or implied in any forward-looking statements made by, or on behalf of, the Company. There can be no assurance that forward-looking statements will prove to be accurate, as actual results and future events could differ materially from those anticipated in such statements. Forward-looking statements are provided for the purpose of providing information about management's expectations and plans relating to the future. All of the forward-looking statements made in this presentation are qualified by this cautionary statement and those made in our filings with Canadian securities regulators, including but not limited to the cautionary statements made in the "Risk Analysis" section of our Management's Discussion and Analysis dated April 21, 2023, for the year ended December 31, 2022, and the "Risk Factors" set forth in the Company's Annual Information Form dated April 20, 2022, for the year ended December 31, 2021, both of which are available under the Company's SEDAR profile at www.sedar.com. The factors described in these statements are not intended to represent a complete list of the factors that could affect the Company. The Company disclaims any intention or obligation to update or revise any forward-

looking information or to explain any material difference between subsequent actual events and such forward-looking information, except to the extent required by applicable law.

Amended and Restated Preliminary Economic Assessment for the Bethania Project

The Amended and Restated Preliminary Economic Assessment on the Bethania Project (the "Amended Bethania PEA") was conducted by, and the related technical report titled "Bethania Silver Project – NI 43-101 Technical Report (Amended and Restated Preliminary Economic Assessment prepared for Kuya Silver Corporation), Huancavelica, Peru" (the "Amended Bethania PEA Report"), was prepared by, Mining Plus, with contributions from other consultants.

The Amended Bethania PEA Report was prepared in accordance with the requirements of National Instrument 43-101 – Standards of Disclosure for Mineral Projects ("NI 43-101") and has an effective date of October 20, 2023. The Amended Bethania PEA is based on the Mineral Resource estimate for the Bethania Project as set out in "National Instrument 43-101 Technical Report and Maiden Mineral Resource Estimate on the Bethania Silver Project, Department of Huancavelica, Province of Huancavelica, District of Acobambilla, Peru," a technical report prepared for the Company with an issue date of February 21, 2022, an effective date of January 6, 2022, and an effective date of December 10, 2021 for the Mineral Resource estimate.

The Amended Bethania PEA is preliminary in nature, contains numerous assumptions, and includes Inferred Mineral Resources that are considered too speculative geologically to have the economic considerations applied to them that would enable them to be categorized as Mineral Reserves. There is no certainty that the results of the Amended Bethania PEA will be realized. Mineral Resources are not Mineral Reserves and do not have demonstrated economic viability. There is no assurance that Inferred Mineral Resources will ever be upgraded to Mineral Reserves. In addition, the Mineral Resource estimate could be materially affected by environmental, geotechnical, permitting, legal, title, taxation, socio-political, marketing, and other relevant factors.

The information in this presentation about the Amended Bethania PEA should be read in conjunction with the news release titled "Kuya Silver Announces Filing of Amended and Restated Technical Report" issued on October 23, 2023, and the Amended Bethania PEA Report, both of which are available on the Company's website at www.kuyasilver.com

Definitions

In this presentation, the terms "Mineral Resource," "Inferred Mineral Resource," "Indicated Mineral Resource," "Measured Mineral Resource," "Mineral Reserve," "Probable Mineral Reserve," and "Proven Mineral Reserve" comply with reporting

standards in Canada and are made in accordance with NI 43-101 under the guidelines set out in the Canadian Institute of Mining, Metallurgy and Petroleum ("CIM") Standards on Mineral Resources and Mineral Reserves (the "CIM Standards"). These standards differ significantly from the requirements of the United States Securities and Exchange Commission (the "SEC") applicable to domestic United States reporting companies. Accordingly, information included in this presentation that describes the Company's Mineral Resource estimate for the Bethania Project may not be comparable with information made public by United States companies subject to the SEC's reporting and disclosure requirements.

Qualified Persons

The scientific and technical content of this presentation relating to the Bethania Project is based on the Bethania PEA Report, which was prepared by Mr. Edgard Vilela, MAusIMM (CP), Principal Mining Consultant, Mining Plus, Scott Jobin-Bevans (Ph.D., PMP, P.Geo.), Principal Geoscientist, Caracle Creek International Consulting Inc., Simon James Atticus Mortimer (M.Sc. ACSM, MAusIMM, MAIG, P.Geo.), Atticus Consulting S.A.C., Donald Hickson, P.Eng., Klohn Crippen Berger collaborator, Laurie Tahija, MMSA-QP, of M3 Engineering and Technology Corporation, and John Woodson, P.Eng., of M3 Engineering and Technology Corporation, each of whom is a Qualified Person as that term is defined in NI 43-101. Each of these Qualified Persons is independent of the Company.

The scientific and technical content of this presentation relating to the Silver Kings Project is based on a technical report titled "NI 43-101 Technical Report for the Silver Kings Project, Ontario, Canada," with an issue date of December 3, 2021 and an effective date of September 5, 2021 (the "Silver Kings Technical Report"), which was prepared for the Company in accordance with NI 43-101 by Alain Carrier, P.Geo., M.Sc. (OGQ No. 281, PGO No. 1719, NAPEG No. L2701) of InnovExplo Inc., who is a Qualified Person as that term is defined in NI 43-101. Mr. Carrier is independent of the Company. Information in this presentation about the Silver Kings Project should be read in conjunction with the news release titled "Kuya Silver Files NI 43-101 Technical Report for Silver Kings Project" issued on December 3, 2021, and the Silver Kings Technical Report, both of which are available under the Company's SEDAR+ profile at www.sedarplus.ca.

U.S. Dollars

All financial figures in this presentation are stated in United States dollars unless otherwise noted.

KUYA PORTFOLIO: 2 DISTRICT-SCALE SILVER PROJECTS



Central Peru

- Property:** 4300 Ha Located in major silver-lead-zinc mining district in Central Peru
- Primary Target:** Bethania Silver Mine
- Development:** Production – ramp-up
- Upcoming Catalysts:** Initial production results, growth initiatives

Northern Ontario, Canada

- Property:** ~13,000 Ha located in Ontario's most prolific silver mining camp, near the historic mining town of Cobalt, Ontario
- Primary Target:** Campbell-Crawford property, Kerr Project area
- Development:** Discovery phase
- Upcoming Catalysts:** Follow up drilling at Campbell-Crawford and other key targets

SILVER IS MONEY!

Silver was used in common coins in USA, Canada, Australia up until the 1960's, and in the UK up to 1947



USA Minimum Hourly Wage (1965) = \$1.25

Silver value of these quarters today = \$30

*Paper money destroys wealth
Real money (Silver) builds wealth!*

PROVEN STRATEGY - JUNIOR TO MID CAP SILVER MINER



1

START with a great silver mining asset! BETHANIA

Initial production phase:

- Asset largely de-risked: permits, training, metallurgy etc.
- Generate income and cash flow to fund other activities

BETHANIA Today

2

Exploration growth phase:

- Direct capital to more aggressive exploration which can catalyze further growth
- Target enough resources to expand production and maintain or increase mine life



100/100 PLAN

3

Production expansion phase:

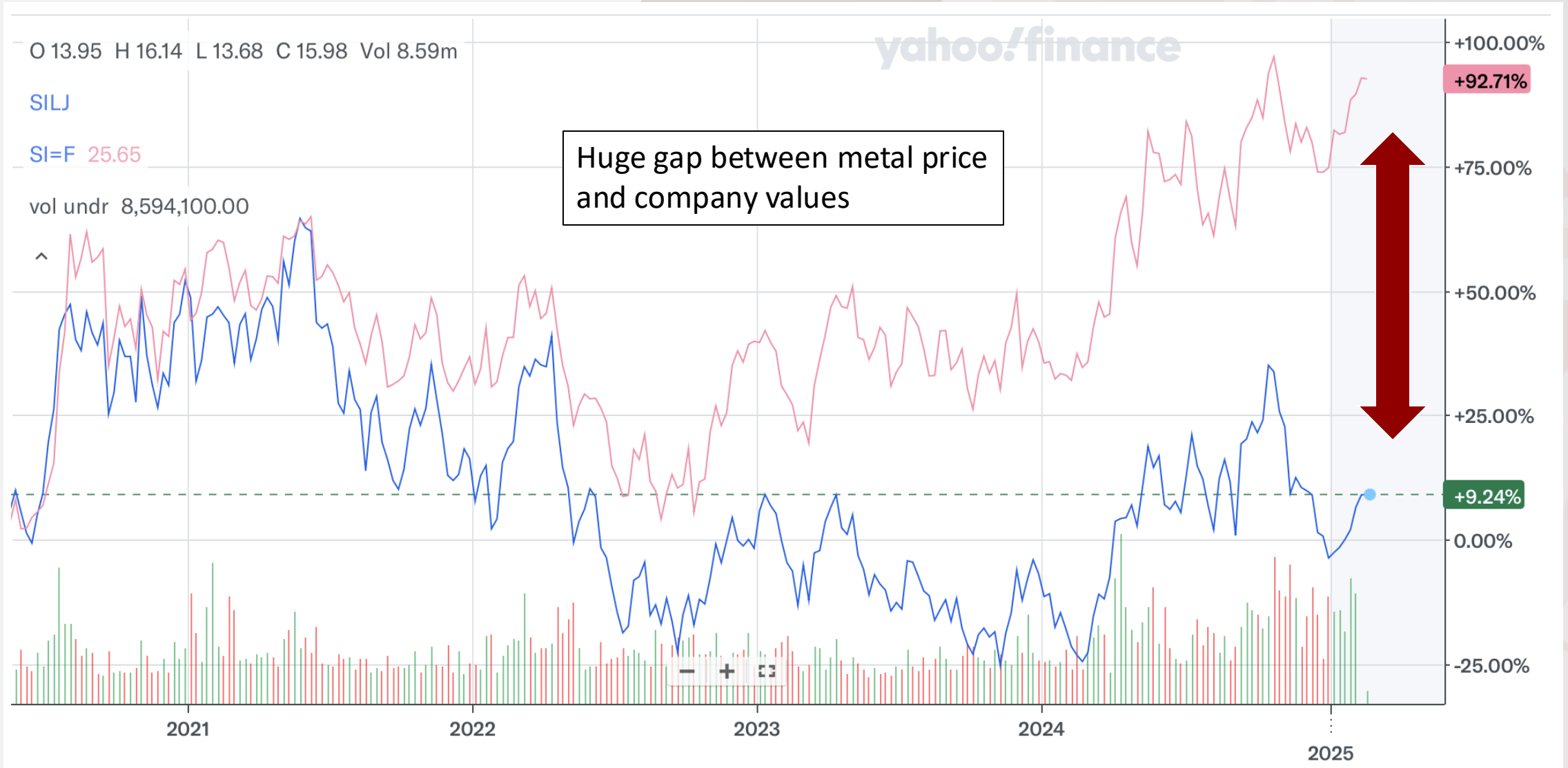
- Investing in infrastructure and equipment to expand production
- Delivering on cash flow growth with quick payback on capital

4

Repetition phase:

- Go back to #2 with same flagship asset or second asset (e.g. **Silver Kings**)
- Bigger is better: lower cost of capital, larger pool of investors = higher valuation potential

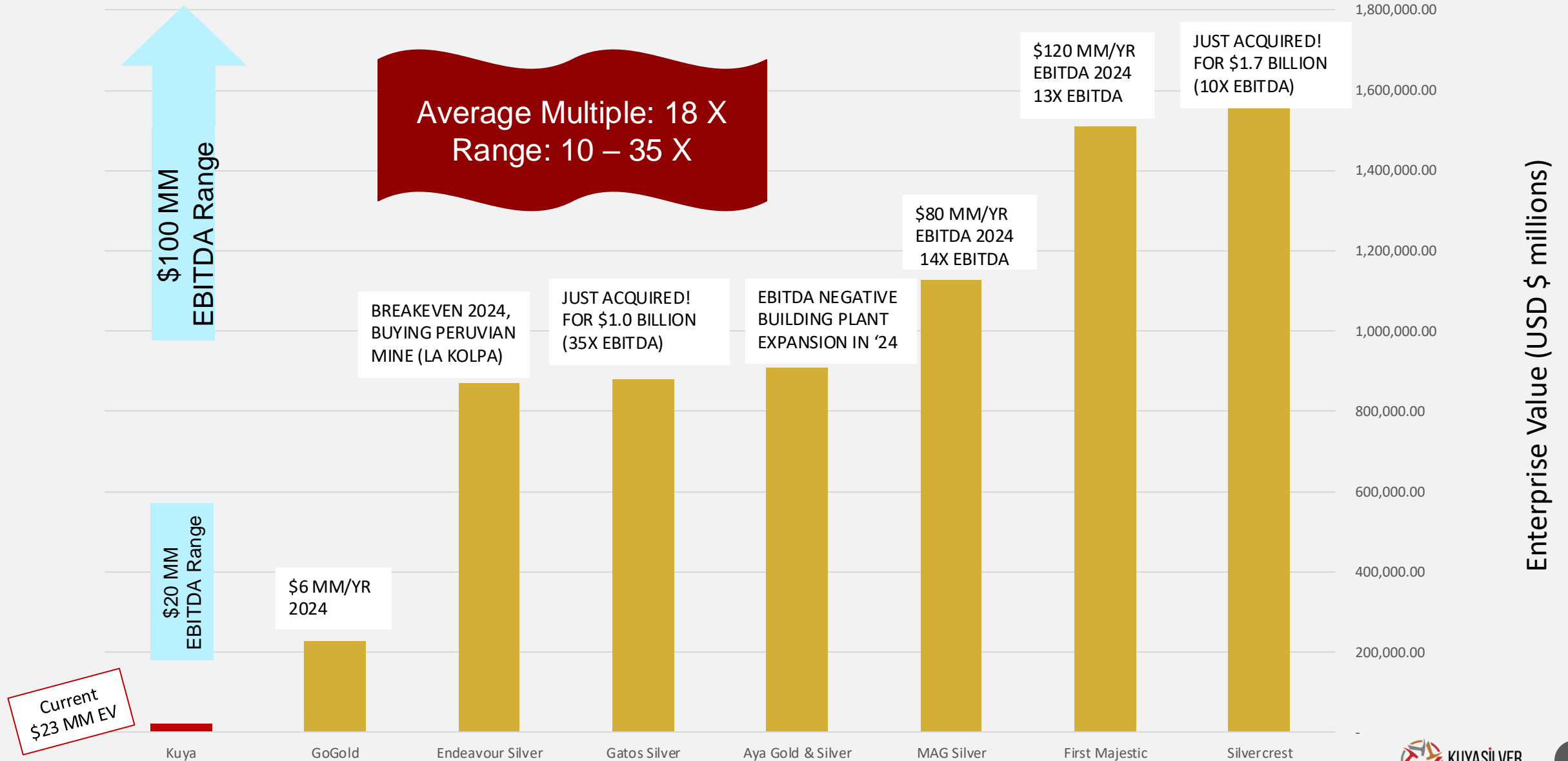
SILVER MINING SHARES: UNPRECEDENTED OPPORTUNITY



Index needs to double just to catch up to silver!

SILVER MINERS – SUPERCHARGED VALUATION

Enterprise Value (Market Cap) Silver Miners



BETHANIA: EXCELLENT ACCESS AND RICH HISTORY

- Located in major silver-lead-zinc mining district in Central Peru
- Access mine by road from Huancayo (major city, 500,000 inhabitants)
- Daily flights from Lima to Jauja Airport (servicing Huancayo city)
- Mine located near (abandoned) mining village of Bethania
- The Bethania Mine formally opened in 1977 after discovery of two veins (Española and 12 de Mayo) and has been operating at a small scale on and off for 40 years
- Peruvian family acquired Bethania mine, restarted ore production in 2009 and toll milling producing concentrates 2013-2016
- Achieved production of 28,788 tonnes in 2014, producing 425,000 oz silver equivalent (only lead and zinc by-products)



100/100 Plan Bethania



100 MMoz Silver Resource



\$100 MM FCF/Year

- ✓ Permitting
- ✓ Mine prep
- ✓ Start up
- Break-even Q2 2025

Phase 1*

- 350 tpd mining rate
- \$12/oz cost at minE + \$3/oz Toll Milling
- 1.2-1.5 Mmoz ageq production
- \$20 mm cash flow (@\$30/oz silver)

Phase 1B*

- Build bethania plant
- Eliminate toll milling
- \$24 mm cash flow (@\$30/oz silver)
- Aggressive drilling to expand resources

bethania
100/100 PLAN

100 mmoz silver eq. resources
(~\$20 M cost at \$0.20 per discovery oz)

\$100 MM free cash flow

Example: 5 mm oz @ \$20/oz margin
plant expansion to 1000+ tpd

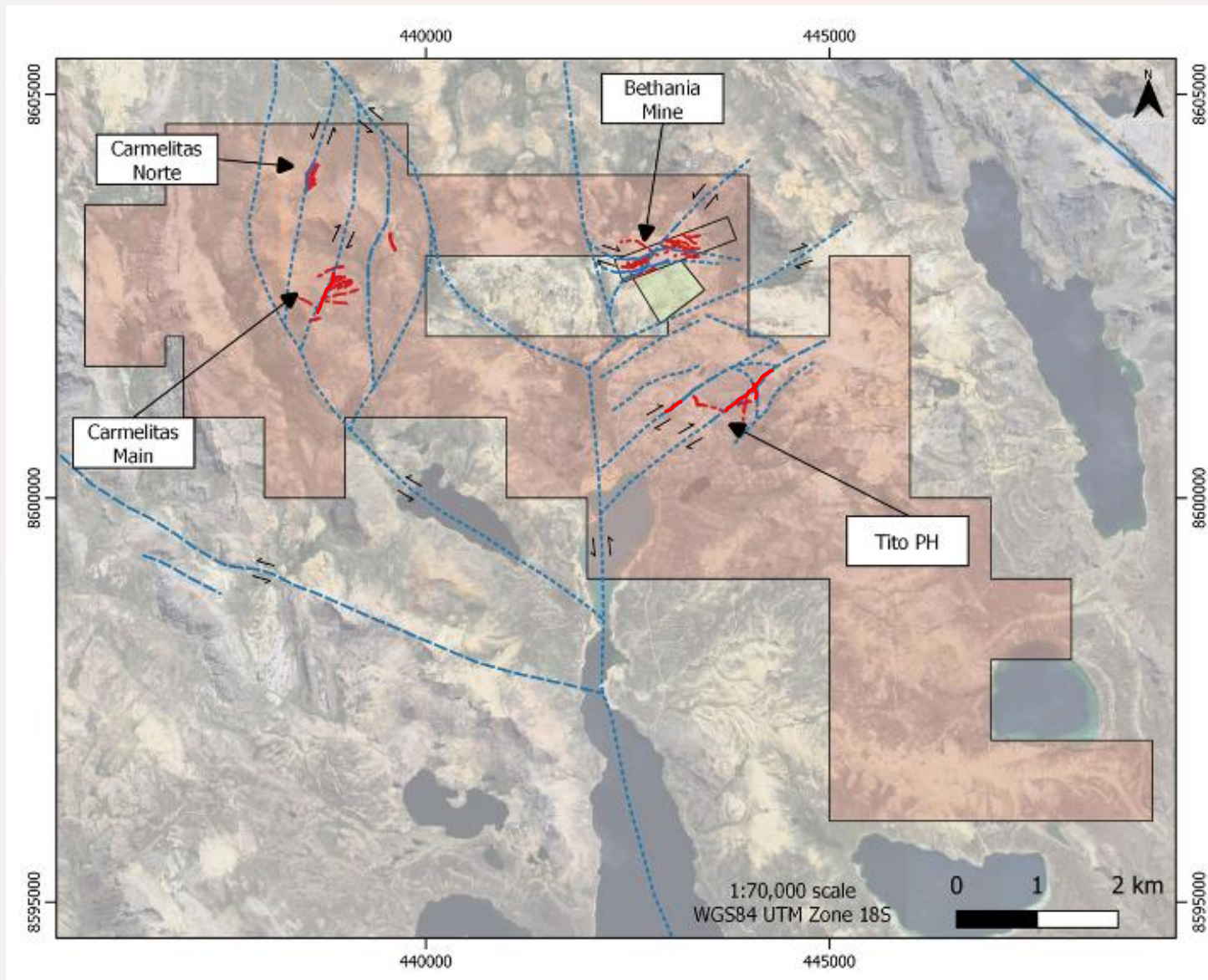


BETHANIA: DISTRICT-SCALE POTENTIAL




4,300+
Hectare
Land
Package

Multiple
targets



Bethania Mine



Carmelitas


INITIAL RESOURCE

Bethania Near Surface Maiden Resource – Focused on Near Mine

- Resource Drilling Focused On Shallow Mineralization Proximal to Bethania Mine Workings
- 63%** of Indicated Silver Equivalent Resource Estimate **Located Above** primary production adit (4670 Level)
- The resource estimate consisted of data collected from the 2021 (phase 1) 5,000-metre diamond drilling program as well as previously collected underground rock chip samples.

Category	Tonnage	Grade		Contained Metal	
		Ag (g/t)	AgEq (g/t)	Ag (oz)	AgEq (oz)
Indicated	404,000	332	469	4,312,312	6,090,288
Inferred	700,000	249	369	5,603,871	8,303,361

Note: See the Amended and Restated Bethania PEA (October 2023) Report for further details.



BETHANIA: PRODUCTION



DEVELOPMENT

- ✓ In Q4 Kuya completed the 1st tranche strategic investment investment from Trafigura and off take agreements..
- ✓ Kuya completed a C\$3.5M placement in December 2023 and is working towards start of production.
- ✓ In January 2024, Kuya commenced underground reconditioning activities and surface improvements.



PRODUCTION

- ✓ Underground production commenced mid 2024
- ✓ **First concentrate sales October 2024**
- ✓ Ramp up to 350 tpd on-going during 2025



ECONOMICS

- ✓ All-in-sustaining cost (AISC) \$12.15/oz equivalent in PEA life-of-mine
- ✓ Average production (head) grade of 13.8 oz/t (or 429 g/t) silver eq in year 1
- ✓ Silver revenue by percentage: 77% (\$25/oz silver)
- ✓ Silver production of 1.37 Million oz eq in first full year at 350 tpd

Note: See the Amended and Restated Bethania PEA (October 2023) Report for further details.



DEVELOPMENT & PRODUCTION TIMELINE (2024-25)

Underground reconditioning
Including:

- Galleries
- Declined
- Mining Cruise
- Mine raise



Production from the 3 main veins (12 de Mayo, Espanola and Victoria) and reaching 100tpd



PHASE 1



PHASE 2



Phase 3

Phase 4



Completion of Rehabilitation and start of mine production at Espanola Vein Level 640



Continue ramp up from 100tpd to 350tpd: Upgrading material handling system, ventilation expansion and increasing number of stopes.

100/100 Plan 10X OUR SILVER RESOURCES

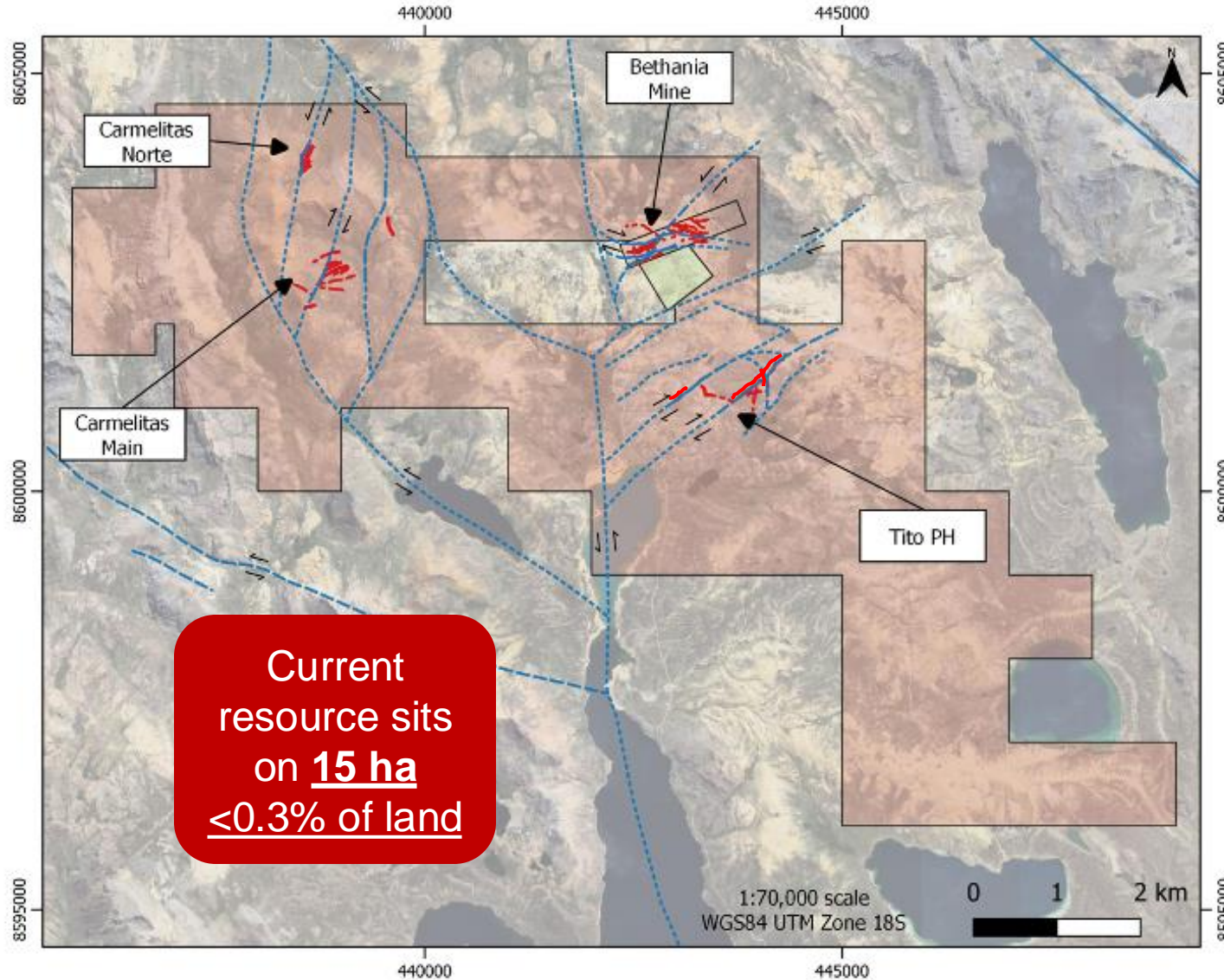
Bethania

We have the land!
(4300+ ha)

We have the
targets!

Discovery cost to
date approx. \$0.20
per Ag oz

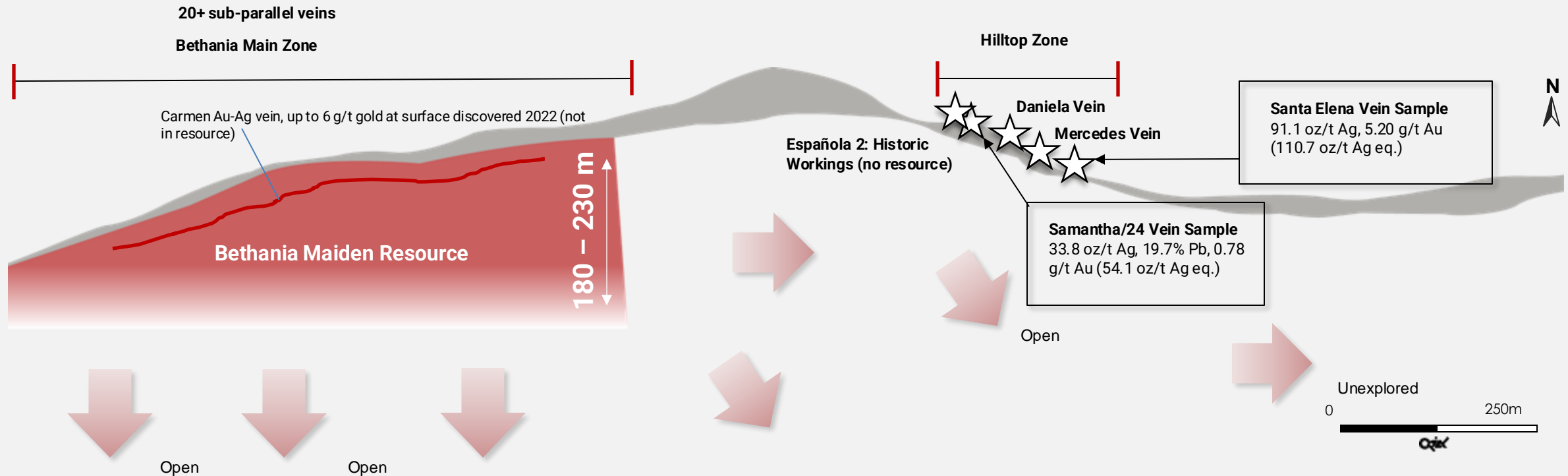
Current
resource sits
on 15 ha
<0.3% of land



- Bethania mine expansion
- Tito (1.5 km south)
- Carmelitas, Carmelitas Norte (3 km west)

BETHANIA: PRODUCTION AND RESOURCE GROWTH

Bethania Mine Long Section – PEA: 350 tpd production for 7 Years from starter block (RED)



Note: See the Bethania PEA Report and Company press releases for further details on exploration activities.

TITO PH - A NEW DISCOVERY SOUTH OF BETHANIA MINE


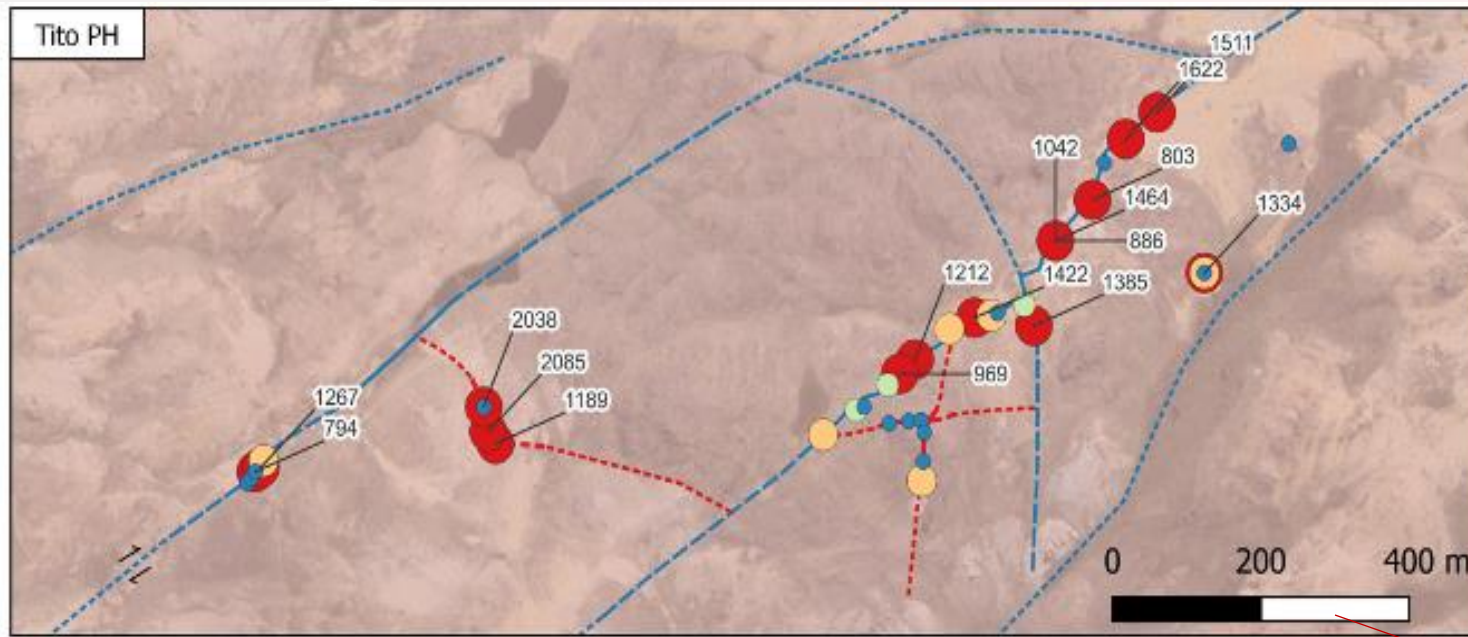
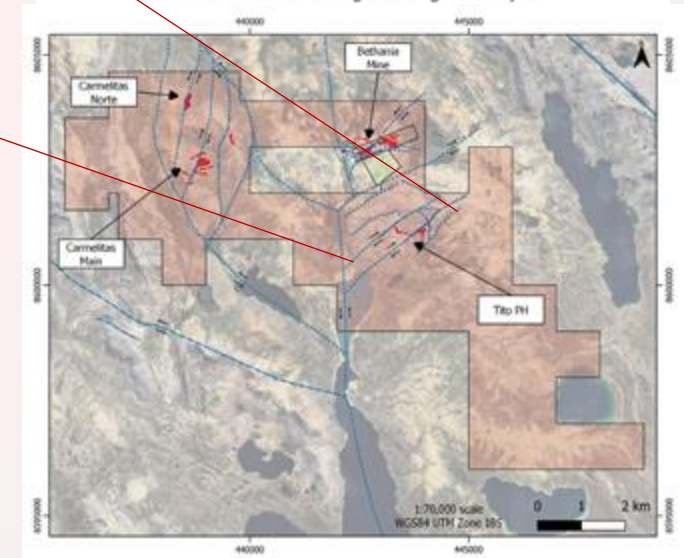


Figure 2: Regional map of the Bethania Project, Peru, showing the distribution of variably-mineralized faults and veins. Detailed maps of the newly-defined Tito PH and existing Carmelitas Norte zones with the distribution and grade of grab samples.



TITO PH TARGET

- Tito PH, is **located 1.5 km south of the Bethania Mine** and hosts at least 6 mineralized veins.
- **A single vein was traced for 630 m** in length and remains open along strike:
- Up to 2,085 g/t Ag Eq in samples with 12 of 39 reporting more than 1,000 g/t AgEq* and

Tito PH appears to be comparable in size, grade and number of veins, with a similar structural setting to the Bethania Mine

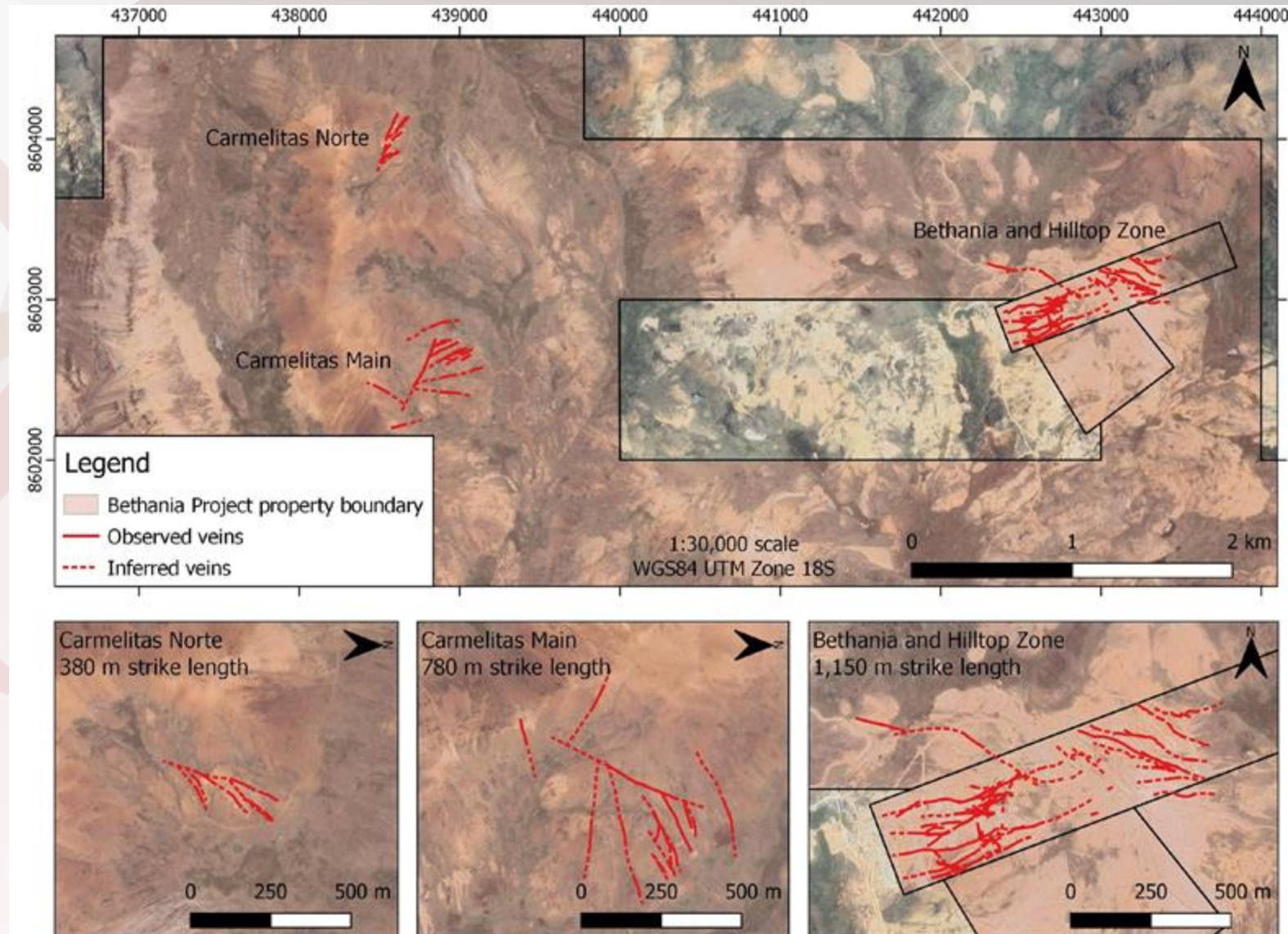
SIGNIFICANT GROWTH POTENTIAL

CARMELITAS PROPERTIES

Located ~3 km from the Bethania Mine.
Potential strike extension to high – grade silver-polymetallic vein system at Bethania

Combined strike length of mapped veins over 1.1km (similar to Bethania Main + Hilltop combined)

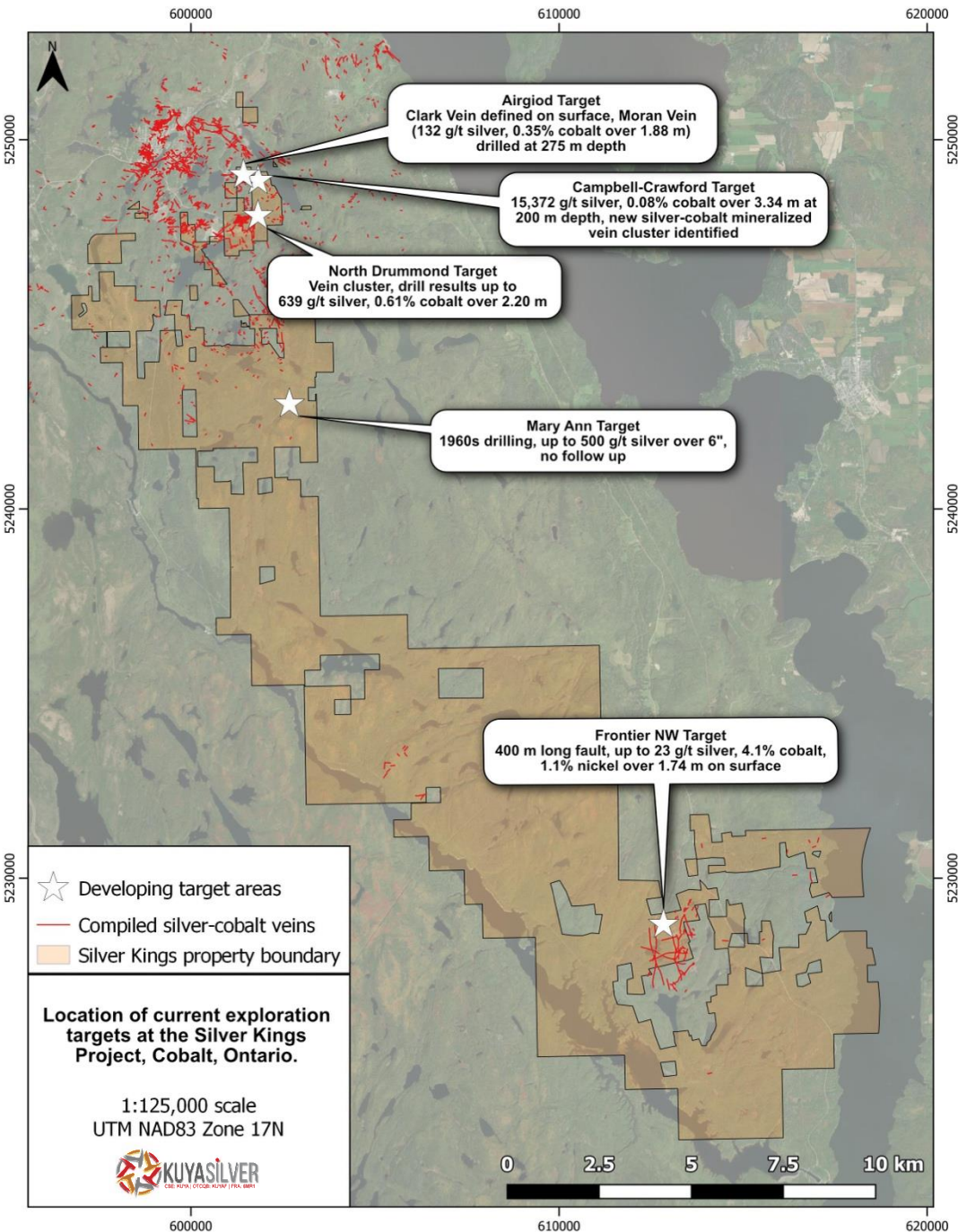
Discovery of Carmelitas Norte prospect, highlighted by **1944 g/t AgEq** sample.

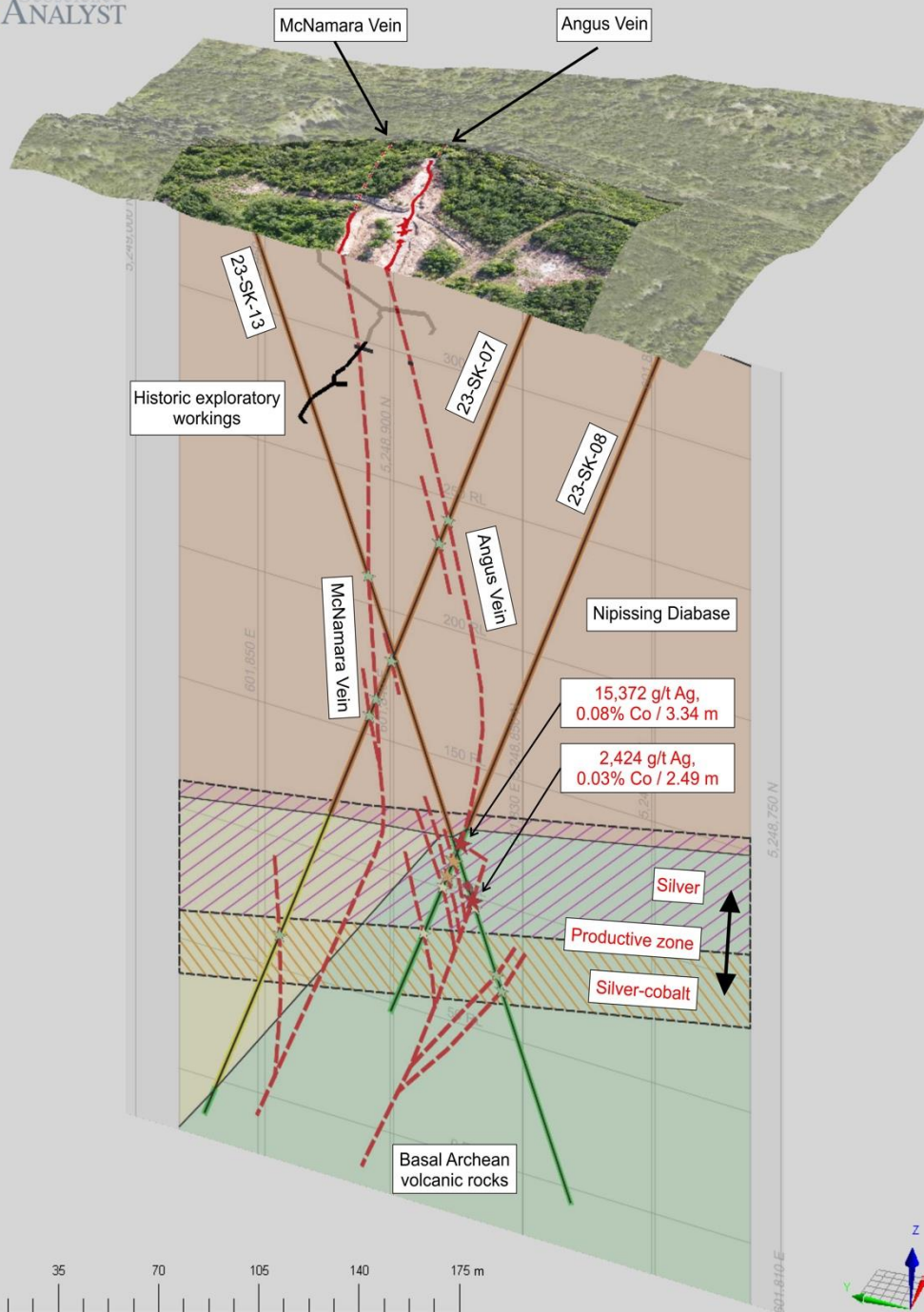


THE SILVER KINGS PROJECT

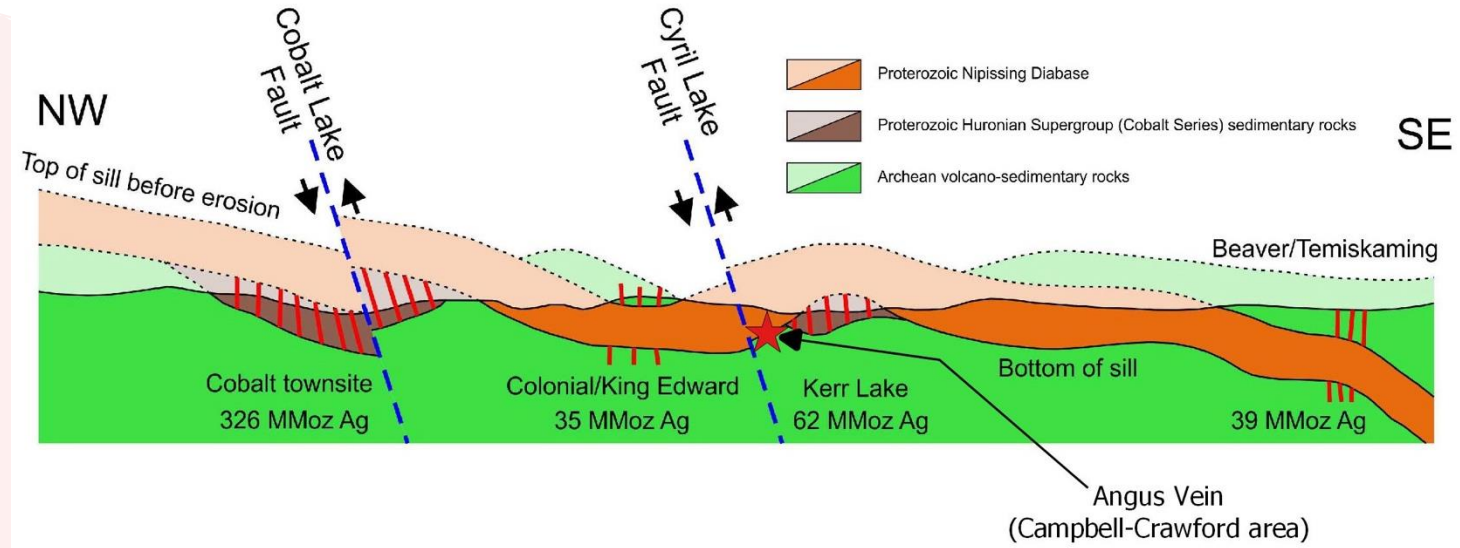
Silver-Cobalt District with World-Class History

- The ~13,000 hectare land package in NE Ontario is located within the historic Cobalt, Ontario silver mining district
- Approximately 1/6 of total silver production from the Cobalt and Silver Centre mining camps was produced from Kuya's consolidated property package (96 / 550MM oz)
- District has seen little to no exploration for silver over the past 40 years
- Kuya geologists have identified dozens of explorations targets ranging from grassroots to NEW discovery at the Campbell Crawford Target, Kerr Lake Area .
- Kuya holds a 100% interest in the Silver Kings properties





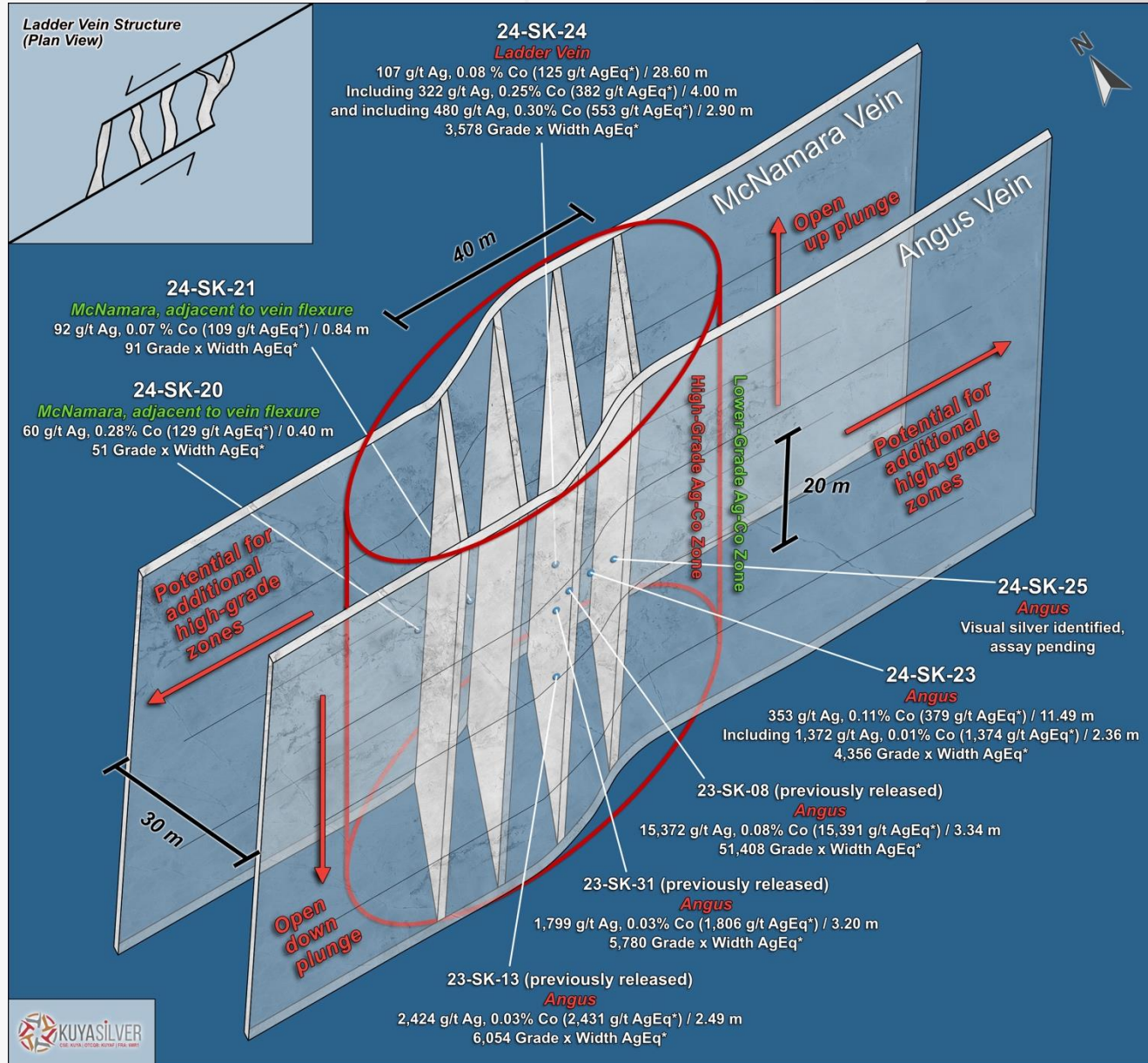
ANGUS VEIN DISCOVERY



Phase 1 & 2 drilling at Campbell-Crawford intersected bonanza grade mineralization

- 15,372 g/t silver over 3.34 m (hole 23-SK-08)
- 2,424 g/t silver over 2.49 m (hole 23-SK-13)
- 2,180 g/t silver over 0.40 m (hole 23-SK-26)
- 12,200 g/t silver over 0.40 m (hole 23-SK-31)

CAMPBELL-CRAWFORD EXPANSION



Recent Drilling Intersected 11.5 – 28.6 m wide zone of silver-cobalt mineralization

- The Campbell-Crawford discovery area is a wider zone of interrelated mineralized structures
- Primary veins (Angus, McNamara), intersected by multiple secondary “ladder veins”
- 24-SK-23: 11.49 m @ 379 g/t AgEq incl. 1,374 g/t AgEq over 2.36 m
- 24-SK-24: 28.60 m @ 107 g/t AgEq incl. 553 g/t AgEq over 2.90 m
- Cobalt present but very minor – mostly silver

2 PROJECTS PERFECTLY SITUATED ALONG THE LASSONDE CURVE

Risks

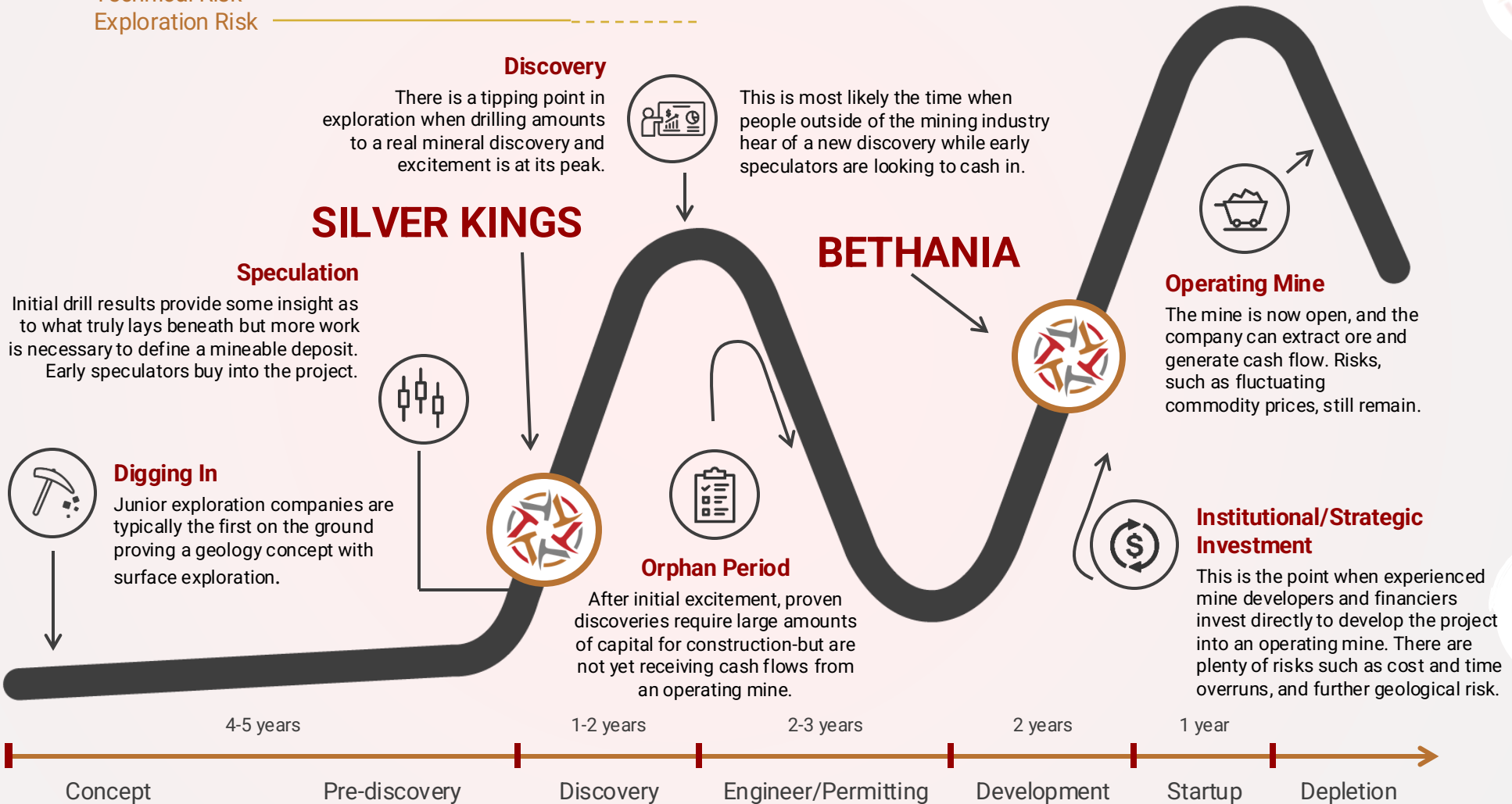
- Fluctuating commodity prices
- Funding risk
- Technical Risk
- Exploration Risk

High Value

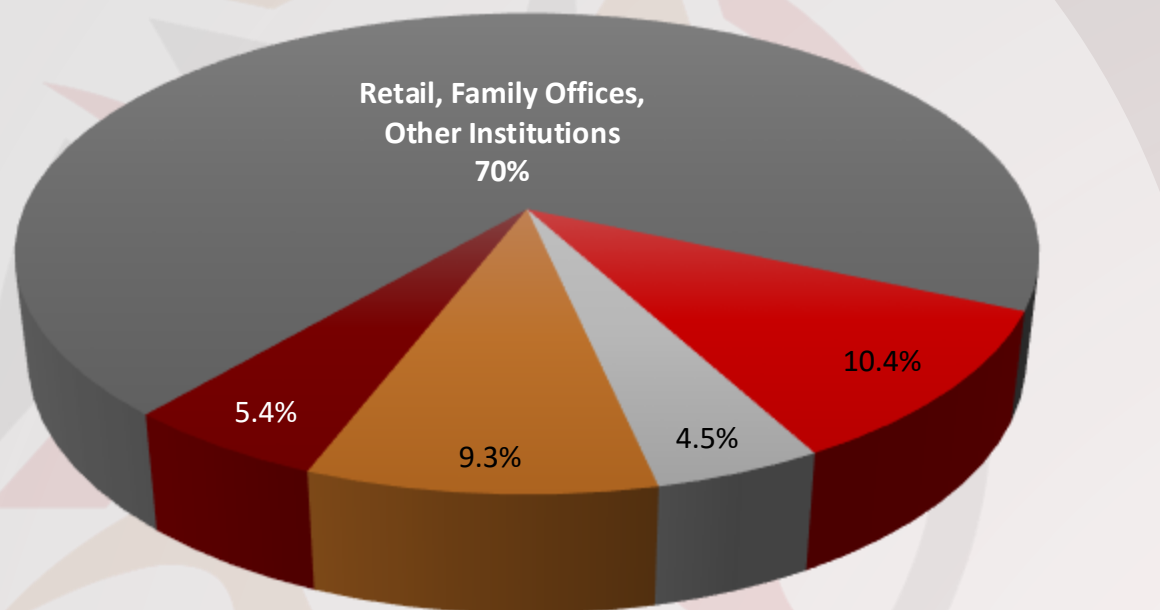
Low Value

Life Cycle

Timeline



SHARE STRUCTURE



■ Management ■ Advisory Team ■ Crescat ■ Trafigura ■ Public Float/Other

Shares Outstanding	120,678,736
Market Capitalization (April 8th, 2025)	~C\$33.8 Million
Warrants (\$0.37 - \$0.70 strike)	40,032,043
Options and RSUs	4,084,800
Fully Diluted	164,795,579

Significant Shareholders

Management	10.4%
Kuya Advisory Team (Peru)	4.5%
Crescat Capital	9.3%
Trafigura	5.4%

Other Large Shareholders

Eric Sprott
RAB Capital
Various (Asian) Family Offices (~20%)

MANAGEMENT & DIRECTORS

David Stein, MSc (Geo), CFA

President and CEO, Director

Mr. Stein founded Kuya Silver in 2017 to acquire the Bethania Silver Mine and develop the next silver mining company. Mr. Stein has spent most of his 20-year career in mining investments, first as a sell-side analyst and more recently as an investment manager.

Christian Aramayo, MSc (Eng), CEng

Chief Operating Officer, Director

Mr. Aramayo is a UK-educated Peruvian engineer, previously worked on global projects for Kinross before starting his own mining consultancy. Based in Lima, Peru, Mr. Aramayo manages Kuya's technical team for engineering and planning in addition to accessing a deep network in South America and globally.

David T. Lewis, MSc (Geo), PGeo

VP Exploration

Mr. Lewis has over 20 years experience managing and operating mineral exploration programs in a variety of settings, including Northern Ontario, as has been with Kuya since 2021. Mr. Lewis also teaches Structural Geology at Fleming College and obtained a BSc. In Geological Sciences from U. of Saskatchewan and MSc. from Laurentian University.

Stephen Peters

Chief Financial Officer

Mr. Peters is a Chartered Professional Accountant with more than 30 years of corporate accounting experience in financial services and more recently in natural resources. Mr. Peters is currently an advisor with HIVE Advisory – a boutique financial advisory firm, and prior to that he served as the CFO for the Royal Bank of Scotland (Canadian operations).

Tyson King

VP Corporate Development

Mr. King has over 10 years experience in the management of publicly trading and privately held companies within the commodities and natural resources sector. He has been actively engaged in overseeing the day-to-day operations of several companies where he's held various senior officer positions throughout his career. Mr. King holds a BA in Economics from the University of Calgary.

Maura Lendon, LLB, MBA, LLM

Chair of the Board

Ms. Lendon, is a seasoned, internationally-experienced executive and general counsel with 25 years experience in the mining and tech industries gained after initially practicing with top Bay Street law firms. Ms. Lendon is Chief Operating Officer of Greenlane Renewables Inc. and is also a director of Revival Gold Inc. Previously, she was Chief General of Primero Mining and Chief Legal Officer of Hudbay Minerals.

Javier Del Rio, MBA

Director

Mr. Del Rio is a Peruvian mining executive with over 30 years of experience in the mining industry in both corporate and business unit roles and in open-pit, underground and expansion initiatives. Currently, as Senior VP US Business Unit Hudbay Minerals Inc., he is responsible for the strategic and operational performance of the business units located in Arizona and Nevada, which also includes executive oversight of human and capital resources, environmental management, health and safety performance and community relations.

Andres Recalde

Director

Mr. Recalde is the Director of Mining for Common Good. His expertise is with social performance and building stakeholder confidence for the extractive industries. Mr. Recalde is Peruvian/Canadian and has worked extensively all over Latin America as a consultant, advisor and corporate director to mining companies such as Barrick Gold, Pan American Silver and Torex Gold.

Dale Peniuk, CPA, CA

Director

Mr. Peniuk is a Chartered Professional Accountant (CPA, CA) and corporate director. Mr. Peniuk has a B.Comm from the University of British Columbia (1982) and received his Chartered Accountant designation from the Institute of Chartered Accountants of British Columbia. Mr. Peniuk also serves as a director and Audit Committee Chair of Lundin Mining Corporation, Capstone Mining Corp. and Argonaut Gold Inc



KUYASILVER

CSE: KUYA | OTCQB: KUYAF | FRA: 6MR1



@KuyaSilver



KuyaSilverCorp



Follow Kuya Silver



Kuya-Silver

Start your journey at
www.kuyasilver.com

Email our team at
info@kuyasilver.com
for more information